

INTOSAI Development Initiative (IDI)
Financial Statements 2020

INCOME STATEMENT

All amounts in NOK

	Notes	2020	2019
REVENUES from Donors			
Grant from Sida, Sweden	4	8 926 143	11 710 394
Grant from Global Affairs Canada	4	4 382 859	9 842 087
Grant from MFA, Finland	4	0	616
Grant from SECO, Switzerland	4	5 455 851	8 575 424
Grant from USAID, USA	4	1 513 564	0
Grant from FCDO, UK	4	6 575 071	6 206 496
Grant from MFA, Ireland	4	1 297 195	2 075 814
Grant from ADA, Austria	4	745 195	2 748 647
Grant from MFA, France	4	1 077 339	1 038 779
Grant from OAG Norway	4	14 309 698	24 157 611
Grant from MFA, Hungary	4	0	1 749
Grant from Norwegian Embassy, South Sudan	4	876 000	1 000 000
Grant from General Court of Audit, Saudi Arabia	4	0	504 993
Grant from MFA, Estonia	4	0	898 106
Grant from Norwegian Embassy, Kenya	4	955 376	1 824 481
Grant from MFA, Iceland	4	919 981	854 572
Grant from European Commission, EU	4	5 386 119	2 504 650
Grant from State Audit Bureau, Qatar	4	533 048	2 653 298
Grant from IADB	4	652 747	0
Grant from BMZ (GIZ), Germany	4	1 790 635	0
Total Revenues		55 396 821	76 597 718
EXPENDITURE			
Payroll and related costs	5	37 010 595	34 915 210
Travel and accomodation costs	6	4 045 334	25 671 150
Other operating expenses	8	14 463 159	15 956 380
Total Expenditures		55 519 088	76 542 740
Net Operating Income		-122 267	54 978
Financial Transactions			
Financial Transactions	9	122 267	-54 978
Net Income		0	0
Net income distributed as follows:			
Equity this year		0	0

INTOSAI Development Initiative (IDI)

STATEMENT OF FINANCIAL POSITION


All amounts in NOK

	Notes	2020	2019
ASSETS			
Current Assets			
Other Receivables	4	4 468 696	5 309 343
Bank deposits and Cash in hand	7	36 388 860	12 858 104
Total Current Assets		40 857 555	18 167 447
Total Assets		40 857 555	18 167 447
FOUNDATION'S NET ASSETS AND LIABILITIES			
Net Assets			
Foundation's Founding Capital Endowment		250 000	250 000
Interest earned on Endowment previous years		222 566	222 566
Interest earned on Endowment current year		0	0
Total Foundation Net Assets		472 566	472 566
Current Liabilities			
Donor Liabilities	1,4	33 802 675	10 899 220
Creditor Liabilities Payable		1 676 485	1 885 753
Public Duties Payable		2 382 105	2 481 408
Other Short-term Liabilities		2 523 724	2 428 501
Total Current Liabilities		40 384 989	17 694 881
Total Net Assets and Liabilities		40 857 555	18 167 447


Oslo, 25.03.2021


Per-Kristian Foss

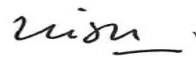

Pamela Dawn-Marie Monroe



Helena Lindberg


Margit Kraker


Åse Kristin Berglihn Hemsén



Tsakani Maluleke


Vitor Manuel Silva Caldeira


Kristin Amundsen


Lara Taylor-Pearce


Agus Joko Pramono


Einar Gørrissen
Director General