

**INTOSAI Development Initiative (IDI)**  
**Financial Statements 2016**

**Revenues and Expenditures Account**

All amounts in NOK

	Notes	2016	2015
<b>REVENUES</b>			
Grant from Norad, Norway	4	429 985	1 924 436
Grant from Sida, Sweden	4	9 846 546	10 229 446
Grant from Global Affairs, Canada	4	7 413 620	3 105 000
Grant from MFA, Finland	4	0	4 695 787
Grant from MFA, Norway	4	912 502	2 721 385
Grant from SECO, Switzerland	4	2 418 859	1 638 998
Grant from World Bank	4	431	204 193
Grant fom IFAD	4	889 929	558 543
Grant fom USAID	4	1 742 977	3 588 145
Grant from MFA, Ireland	4	2 571 688	3 571 181
Grant from ADA, Austria	4	929 882	935 644
Grant from DFID, United Kingdom	4	283 594	4 931 715
Grant from MFA, France	4	78 610	847 618
Grant from OAG, Norway	4	18 663 271	21 500 000
Grant from DFAT, Australia	4	631 713	134 192
Grant from OAG, Zambia	4	853 281	566 489
Grant from MFA, Hungary	4	475 153	0
<b>Total Revenues</b>		<b>48 142 042</b>	<b>61 152 772</b>
<b>EXPENDITURES</b>			
Payroll and related costs	5	21 747 958	22 484 544
Travel and Accomodation Costs	6	18 280 514	27 697 092
Other operating Expenses	9	8 108 526	10 857 158
<b>Total Expenditures</b>		<b>48 136 998</b>	<b>61 038 794</b>
<b>OPERATING RESULT</b>		<b>5 044</b>	<b>113 978</b>
<b>Financial Transactions</b>			
Financial Transactions	10	2 763	107 288
<b>Excess Revenues over Expenditures</b>		<b>2 281</b>	<b>6 690</b>
<b>Net income distrubuted as follows:</b>			
Equity this year		<b>2 281</b>	<b>6 690</b>

**IDI****Balance Sheet**


All amounts in NOK

	Notes	2016	2015
<b>ASSETS</b>			
<b>Current Assets</b>			
Other Receivables	4	1 458 916	6 285 660
Advance projects		0	8 379
Bank deposits and Cash in hand	7	30 049 988	26 564 526
<b>Total Current Assets</b>		<b>31 508 904</b>	<b>32 858 566</b>
<b>Total Assets</b>		<b>31 508 904</b>	<b>32 858 566</b>
<b>FUND BALANCES AND LIABILITIES</b>			
<b>Fund Balance</b>			
Basic Capital		250 000	250 000
Equity previous years		216 821	210 131
Equity this year		2 281	6 690
<b>Total Fund Balance</b>		<b>469 102</b>	<b>466 821</b>
<b>Current Liabilities</b>			
Donor Liabilities	1,4	26 775 169	28 536 066
Creditor Liabilities Payable		214 221	221 211
Public Duties Payable		1 658 803	2 009 425
Other Short-term Liabilities		2 391 610	1 625 043
<b>Total Current Liabilities</b>		<b>31 039 803</b>	<b>32 391 745</b>
<b>Total Fund and Liabilities</b>		<b>31 508 904</b>	<b>32 858 566</b>

Oslo, 28 March 2017



Per-Kristian Foss



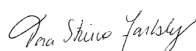
Lara Taylor-Pearce



Berit Mørk



Pamela Monroe-Ellis



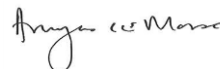
Tora Struve Jarlsby



Francine Giskes



Kimi Makwetu



Amyas Morse



Margit Kraker

Einar Gørrissen  
Director General

**IDI****Cash Flow Statement**

All amounts in NOK

	<b>2016</b>	<b>2015</b>
<b>NET CASH INFLOW:</b>		
Excess of Revenues over Expenditures	2 281	6 690
<b>Total Net Cash Inflow</b>	<b>2 281</b>	<b>6 690</b>
<b>Changes in working capital</b>	<b>2 281</b>	<b>6 690</b>
<b>SPECIFICATION OF CHANGES IN WORKING CAPITAL:</b>		
Changes in bank deposits and Cash in Hand	3 485 461	8 829 459
Changes in receivables	-4 835 123	5 800 586
Changes in short-term liabilities	1 351 943	-14 623 355
<b>Net Changes in working capital</b>	<b>2 281</b>	<b>6 690</b>

---